


THE WINDSOCK

PUBLICATION OF THE TRI-LAKES R/C FLYING CLUB
EDITOR - DON JOHNSON - 272-33 SOUTH PORT LN, KIMBERLING CITY, MO 65686
(417) 779-5340 e-mail dmj@tri-lakes.net
CLUB WEB SITE <http://www.bransonrc.org>



VOLUME 9 ISSUE 12

DECEMBER 2002

DECEMBER MEETING

DECEMBER 10, 7:00 PM
Meet at the Branson Community Center.

Program

Bring your new projects for Show and Tell. Election of 2003 Club officers. Setting of 2003 dues.

THE PRESIDENT'S CORNER

This will be the last meeting of the year and we have many things to talk about. I hope each of you will make an effort to get out to the meeting on the tenth of the December. We will be talking about the dues for next year and electing the officers for next year.

If you have been out to the field you must have noticed that the brush hogging has been done, the field looks great.

TRI-LAKES R/C FLYING CLUB

PRESIDENT

HOWARD SHIRE 779-5069

VICE-PRESIDENT

RAY DIXSON 870 426-4310

SECRETARY & EDITOR

DON JOHNSON 779-5340

TREASURER

ERV ROHDE 538-2439

SAFETY OFFICER

DAVID RICE 335-8709

FIELD MARSHALL

HOMER ZOBEL 779-1735

INSTRUCTORS

MIKE ANDERSON 272-3155

RAY DIXSON 870 426-4310

ROSCOE FUDGE 336-5841

DON LIVERMORE 823-8899

ERV ROHDE 538-2439

CHRI RUST 546-6681

JOHN WOODS 338-8419

My thanks to the officers and many volunteers who have helped make this a great year. I think you all did a great job. I know all the help made my job easier!

Howard

TRI-LAKES FINANCIAL STATEMENT

			NOV	Y T D
BALANCE	11/01/2002	\$	798.91	\$ 1,989.43
INCOME-DUES	-----	\$	-	\$ 1,108.44
INCOME-SHIRTS & CAPS	-----	\$	-	\$ 50.00
INCOME-FOOD	-----	\$	-	\$ 217.71
INCOME-50/50	-----	\$	7.50	\$ 103.00
INCOME-MISC	-----	\$	-	\$ 326.64
INCOME-Weather Sta	--	\$	-	\$ 505.00
EXPENSE-FIELD	-----	\$	100.00	\$ 2,581.84
EXPENSE-NEWSLETTER	-----	\$	-	\$ 79.08
EXPENSE-SHIRTS & CAPS	-----	\$	-	\$ -
EXPENSE-FOOD	-----	\$	-	\$ 181.21
EXPENSE-AMA	-----	\$	-	\$ 55.00
EXPENSE-Web	-----	\$	-	\$ 185.30
EXPENSE-Weather Sta	-----	\$	-	\$ 505.00
EXPENSE-MISC	-----	\$	-	\$ 6.38
BALANCE	12/01/2002	\$	706.41	\$ 706.41

MEETING MINUTES

TRI-LAKES R/C FLYING CLUB

November 12, 2002

President Howard Shire opened the meeting at 7:00 p.m. at the Branson Community Center. All officers except Ray Dixson were present and there were 18 members present. The minutes from the October meeting were approved as written in the November Newsletter.

Treasurer Erv Rohde reported a balance of \$798.91. The 50/50 raffle was won by Jack McEvoy and he received ½ of \$15. Darrel Billware was a guests at the meeting.

Committee Reports: none

Announcements and Old Business:

The area around the runway has not been bush hogged yet. Mike Anderson will try to get his friend to do it soon or arrangements with Curt Krause will have to be made to get it done.

Ray Dixson was not at the meeting so there was no update on a new Club trainer.

Joe Major handed out certificates and a trophy to the winners of the Club's October Fun Fly. Overall winner, Erv Rohde, was awarded the trophy.

Gary Metzger and Mike Anderson gave a run-down on the Fun Fly at Hammer Field (Berryville). Although it was quite windy, several planes were flown and they served up sloppy Joe sandwiches (for a donation) for lunch. Everyone seemed to have a good time. Five or six different clubs attended.

The Club refrigerator malfunctioned and Howard Shire will ask Curt Krause to see if it can be fixed. Howard disposed of the hotdogs that were in the freezer.

New Business:

The nominating Committee for 2003 Club Officers came up with the following slate: President – Howard Shire, Vice President – Ray Dixson, Sec-

retary - Annette McEvoy and Treasurer – Erv Rohde. Many thanks to Ray Wommack and Annette McEvoy for getting the candidate slate together. The election of Officers will be at the December meeting.

Mike Anderson has come up with a new picture format for the Club web page, unfortunately he will need new photos since he can't use the old ones. In digital format the size needs to be 640 by 480 pixels in landscape format. Or a 6 X 4 picture will do. Try to fill the frame with the airplane. Also give a little history or description of the plane. If you have questions on this, ask Mike.

The question came up about getting new Club shirts and CD's with four years of newsletters on them. There was not enough interest at this time to move ahead with either item.

President Howard Shire said that Woody (the cowboy) had come out to the field and said someone shot one of his horses. Also last weekend some people showed up at the field and said Woody had given them permission to hunt and had given them the combination to our gate lock. Howard will follow up with Woody.

For the New Year's Day Fun Fly, Gary Metzger said he and his wife will furnish Chili and Howard Shire said he would furnish coffee. Also there will probably be a competitive event worth Top Gun 2003 points if the weather permits.

Howard Shire said there will be copies of the Club Roster on the table in the shed if any one wants one.

Program:

For Show and Tell John Woods brought a Great Planes Extra 300S finished in red and white. John has put an O.S. 91 in it. No! John didn't build it. *** Joe Major brought his newest toy, a Sig Rascal 40 ARF. Joe said it is very well made. *** Jim Halbert showed his original design fun fly plane with a 400 size cobalt electric motor. He is going to install an FMA autopilot so he can fly it. *** Don Johnson brought a P-47 and Corsair. Both are Speed 400 size with about 30 inch wingspans.

The Meeting was adjourned at 8:00 PM.

THE EDITORS NOTE PAD

Another year is about to end and it has been a good one for the Club. The field continues to improve with age, we have a new super-duper lawn mower for the runway, the area surrounding the runway has been brush hogged and the treasury still has a decent balance going into 2003. Our current membership stands at 56, which isn't bad, and we had several new members go through pilot training during the year.

We have seen many new and varied aircraft show up at the field this year but with Christmas coming up it is time to put a new plane or two on your wish list. With all the great looking (and flying) ARF's available even the non builders can bring to the field a plane to be proud of and the envy of fellow pilots. If you were naughty or Santa just didn't treat you right you can always join with several of your fellow Club members and go to the Swap-N-Shop meet in Kansas City on January 18th; they always seem to have an abundance aircraft and gear for sale. If you need directions just ask John Woods as this is one of his favorite hobby stores.

Don't forget the December meeting on the 10th as we will have the final nomination of officers and then the election of 2003 Club officers. We have a great candidate slate already in nomination and if elected should do a very good job next year. The Club will also decide whether to keep the dues for 2003 the same as 2002 or to change them. Also planned for the meeting is the TOP GUN 2002 awards, to be presented by T.P.A. Hobby Center.

Don't forget the New Year's Day Fun Fly. This year Gary and Cathy Metzger plan to bring chili for the brave flyers and Howard and Claudia Shire will furnish hot coffee. Also if the weather permits we will have one Fun Fly event worth 100 points toward Top Gun 2003.

Come join the fun, only wimps stay home on New Year's Day.

Time to land for this month.

Flight Planning

by Doug Hopper

How many of us, especially newcomers, give any thought to planning our next flight? How many of us just take off, fly around for a few minutes, then land? What do we learn about our abilities or the airplane's capabilities during those types of flights? Many of us are so anxious to get "stick time" that we don't take the time to think much about the flight beforehand. I imagine that many of us make a lot of flights without a plan. I know I am guilty of wanting to fly, and often I don't give much thought to the flight before getting in the air. Of course, sometimes it is very relaxing to take up our favorite airplane and just fly around in circles, do a few loops and rolls, then land.

However, if you are flying a new airplane or are trying to learn a new maneuver, it is a good idea to plan your flight before starting the engine. Beginning pilots, especially, should plan their flights with their instructors. The instructors should go over the planned maneuvers with the trainee and answer any questions they may have before starting the engine. If you are trying out a new airplane, you may want to test it at various speeds or check its stall characteristics.

Lately, I have learned to plan my flights, especially when I want to try out a new maneuver. I will fly the maneuvers in my mind a few times before I get the airplane ready to fly. During those occasions, I have found that I concentrate more and that I learn more than if I had not prepared a plan. I am also more prepared to correct mistakes that occur.

The flight plan does not have to be as elaborate or complicated as for a pattern or aerobatic contest. It can be as simple as practicing left and right turns, taking off, lining up with the runway for touch-and-goes or landing. Instructors and trainees can discuss control inputs required for the various maneuvers. Experienced pilots can discuss with other pilots what to expect and what control inputs may be required for some of the aerobatic maneuvers.

Whatever reason you have for making the next flight, you should take a few minutes to plan what you are going to do when your bird is in the air. I think it will help make you a better flier because you will tend to concentrate more on the control inputs and the airplane's reaction to those inputs. It will also help to keep you "ahead" of the airplane.

That's all for this month. Have fun and BE SAFE!!

from *The Skyhawk*

Middle Point RC Flyers


Doug Hopper, editor

Nashville TN November 2001 National Newsletter



NEW YEAR'S DAY FUN FLY

2003



Show everyone how tough a pilot you are. Come out to Rocky Top Field regardless of weather and put in one official flight. GOOD LANDING NOT REQUIRED! This will earn you a Certificate (in color) suitable for framing and bragging rights for the coming year.

To be prepared, you may want to have skis or floats for your model if there is snow on the ground.

Come join the fun.

Gary and Cathy Metzger are going to bring chili and Howard and Claudia Shire will bring some coffee so pilots and guests will be able to stay warm from the inside out.

Weather permitting, one Fun Fly event will be flown. This event will be worth 100 TOP GUN 2003 points.

Gather at the field somewhere around noon.

Advise Don Johnson if you fly somewhere else on New Year's day and you also can receive a suitable Certificate.



Above is Joe Major with a Sig Rascal 40 ARF. Joe says the ARF goes together very nicely. Joe must like the Rascals as he started out with a Speed 400 Rascal.


Below is John Woods' new Extra 300S that he talked someone out of. John put an O.S. 91 in it so it would have plenty of power. Probably a 40 size but John likes to have a little extra power available in case of emergency which is normal for John.



Right is Jim Halbert's interpretation of a fun fly airplane. With a cobalt speed 400 it is a little hot for him so he is going to install an FMA autopilot. The idea is that when things go from bad to worse, he can close his eyes and let go of the controls and the plane will straighten up and fly level. I wonder if he could also get it to fly toward the transmitter so it doesn't fly away on him!



Above is a couple of Don Johnson's new Speed 400 fighters. On top is a P-47D and the one below is a Corsair. Both planes have about a 30 inch wingspan and are balsa covered with Sig .56 fiberglass cloth and nitrate dope (not resin). With two or three coats of dope on the balsa, lay the glass cloth on the plane and lightly brush the cloth in place with a dry brush. Static will hold the cloth in place. Then cement down by brushing thinner through the cloth. Finish with a couple more coats of dope. Lightly sanding between dope coats gives a smooth light finish.



COMING EVENTS

**January 1st, NEW YEAR'S DAY Fun Fly, sponsor -Tri-Lakes R/C Flying Club, Site—
Rocky Top Field. Gather about noon.**

January 18, SWAP-N-SHOP, Ararat Shrine Temple, 5100 Ararat Drive, Kansas City, MO. See
MODEL AVIATION Contest Calendar for more info.

TIPS AND HINTS

Screw Holes and Strong Joints

A good way to line up where the screw holes should go when fastening your cowl to your fuselage is to put a rubber band around the cowl and use it as a guide to keep all of the holes lined up. If you want to beef up the stress points or where two halves of a cowl or wheel pants are glued together, try this. Apply a piece of fiberglass tape over the desired area on the inside of the cowl. Next glue it down using PVC pipe glue. The PVC glue will soften the plastic and allow the fiberglass to permanently bond to the cowl. This process makes a very strong joint and is easy to do. PVC adhesive is cheap, fiberglass parts are not.

Servo Wires

Did you do the best job of covering your new wing you have ever done only to find out you forgot to run the servo wires through the wing? Try tying a piece of string to the connector end of the servo and put the string near the servo hole. Next put the nozzle of your trusty Shop Vac near the exit hole and turn the vacuum on. The vacuum will suck the string right through the wing and out the hole. Now all you have to do is pull the connector end of the wire through the wing and plug it in.

both above from *West Jersey Wind*
West Jersey Radio Control Club
Tom Voorhis, editor
Gibbsboro NJ Feb 2002 National Newsletter

TRI-LAKES R/C FLYING CLUB

Don Johnson - Editor
49 Nottingham Road
Kimberling City, MO 65686

